50D133— INSTRUCTIONS ON HOW TO USE



1.) FIT THE MAIN COMPONENT TO PUMP SPROCKET BY USING THE 4 BOLTS PROVIDED

2.) TIGHTEN THE BOLTS LOCKING THE SPROCKET IN POSITION

3.) REMOVE THE PUMP SPROCKET FIXING BOLT

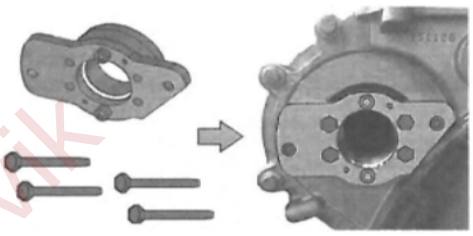



4.) NOW USE THE CENTRE SCREW PROVIDED TO PUSH PUMP OUT OF SPROCKET

LEAVE THE TOOL BODY IN PLACE UNTL THE PUMP IS REFTED

5.) RE-FIT PUMP IN REVERSE ORDER

THE FOLLOWING INSTRUCTIONS ARE FOR GUIDANCE ONLY. PLEASE REFER TO OEM DERIVED DATA SUCH AS THE VEHICLES MANUFACTURERS OWN DATA. THE USE OF THIS ENGINE TIMING TOOL KIT IS PURELY DOWN TO THE USER'S DISCRETION AND DARWEN DIESELS LTD CANNOT BE HELD RESPONSIBLE FOR ANY DAMAGE CAUSED WHAT SO EVER.

Tel: +44 (0)1254 53545 Fax: +44 (0)1254 53547 E: sales@darwendiesels.com
Darwen Diesels Ltd - Unit B • Carlinghurst Road Business Park • Blackburn • Lancashire • England • BB2 1PN.
w:www.darwendiesels.com

Created using Univik PUB Converter Demo Edition. Purchase Licensed Edition to remove this watermark message.